



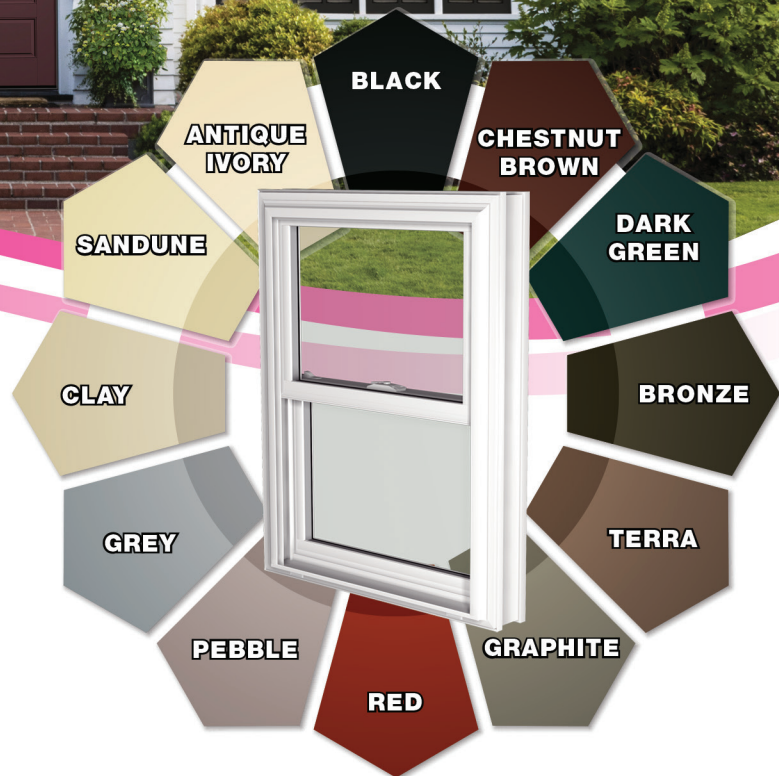
THE ENERGY KING

Platinum Series

DOUBLE HUNG • SLIDER • CASEMENT • AWNING



 **AIR SEALING TECHNOLOGY**



DOUBLE HUNG

Designed to provide continual value for your home



THE ENERGY KING Platinum Series



CONSTANT FORCE STAINLESS STEEL BALANCE SYSTEM

Made from high yield stainless steel for strength and durability.

DUAL NIGHT VENT LATCHES

To control ventilation

RECESSED TILT LATCHES

CAM LOCK AND KEEPER

The cam lock is designed to draw the two meeting rails together to eliminates the resistance from blowing wind by keeping the weatherstripping in contact with the adjacent sash.

LIFT RAILS

Top and bottom permits easy sash operation.

FULLY WELDED CONSTRUCTION FRAME AND SASH

Creates structural strength in frame and sash.

inside view



DOUBLE STRENGTH DOUBLE PANE INSULATED GLASS UNIT

Glazing system with energy saving Low-E glass, Super Spacer™ and Argon Gas for the best R Value in its class.

RIGID ALUMINUM SASH REINFORCEMENT


EXTRUDED 1/2 SCREEN WITH BETTER VUE SCREENING

provides improved visibility, enhanced insect performance, air flow and light transmission.

ENERGY EFFICIENT FOAM PROFILES

Filled for increased U-Value

outside view



EXTERIOR PAINTED COLORS

(interior color is white or wood grain)

BLACK

BRONZE

TERRA

CLAY

RED

CHESTNUT BROWN

GRAPHITE

DARK GREEN

ANTIQUE IVORY

SANDUNE

GREY

PEBBLE

Window Options

INTERIOR WOOD GRAIN COLORS

(wood grain color choices - natural oak or cherry)

NATURAL OAK

CHERRY

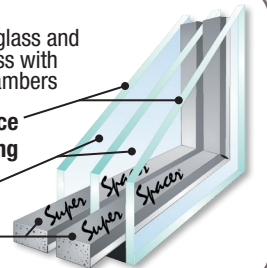
TRIPLE PANE

Two panes of Low-E glass and one pane of clear glass with argon gas in both chambers

High Performance Low-E Coating

Argon Gas Fill


Super Spacer™



Grids are installed between the glass panes during manufacturing for easy cleaning

GRID DETAILS for traditional grids

GRIDS PATTERNS



FLAT GRIDS

CONTOUR GRIDS

INTERIOR VINYL EXTENSION JAMBS, CASING, AND CORNER ROSETTES



1 1/4" BRICK MOULD



NAILING FIN




INTEGRAL NAIL FIN WITH SNAP ON J CHANNEL





DOUBLE HUNG
Pro200



SLIDERS
Pro220



CASEMENT
Pro8100 Case & TW



AWNING
Pro8100 Awn

All Now Available With Exclusive Owens Corning® Air Sealing Technology

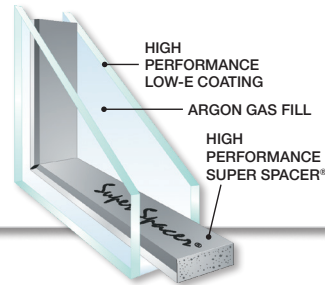
Also Available in Bay & Bow Configurations

NEW - EXCLUSIVE OWENS CORNING® AIR SEALING TECHNOLOGY

DOUBLE STRENGTH insulated **LOW-E** with **ARGON GAS** glass sealed with **SUPER SPACER®** technology

EXTRUDED screen with **BETTER VUE®** screening provides improved visibility, enhanced insect performance, air flow and light transmission

MEETS ENERGY STAR specifications



Platinum Pro200 DOUBLE HUNG

DESIGN PRESSURE

The **Platinum Pro200** double hung has been tested to AAMA standards with an overall **design pressure of DP 40**.



WATER INFILTRATION

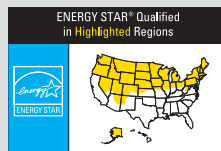
With our new **sloped sill design** the **Platinum Pro200** double hung attained **water infiltration ratings** equal to **grade 60 (9.19 PSF)**.



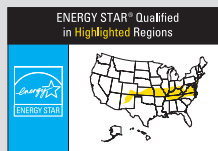
New Sloped Sill Design

DUAL GLAZED GLASS

The **Platinum Pro200** dual glazed window has been tested to NFRC standards and has reached the best U-Factor standard in the Northern zone with a **0.27 U-Factor rating** and a **SHGC of 0.30** making it ENERGY STAR qualified in both the Northern and North Central zones.



NORTHERN ZONE



NORTH CENTRAL ZONE

TRIPLE GLAZED GLASS

The **Platinum Pro200** double hung **triple glazed** window executes a **0.22 U-Factor rating** and a **SHGC of 0.24** making it our most thermally efficient model and ENERGY STAR approved in all zones.



AIR INFILTRATION COMPARISON

The **AAMA** standard is 0.30 CFM/ft and this unit attained **0.05 cfm/ft**.

Approximately 6 times better than the standard.

The **Platinum Pro200** double hung acquired this **outstanding Air Infiltration Rating** with Owens Corning® Air Sealing Technology.

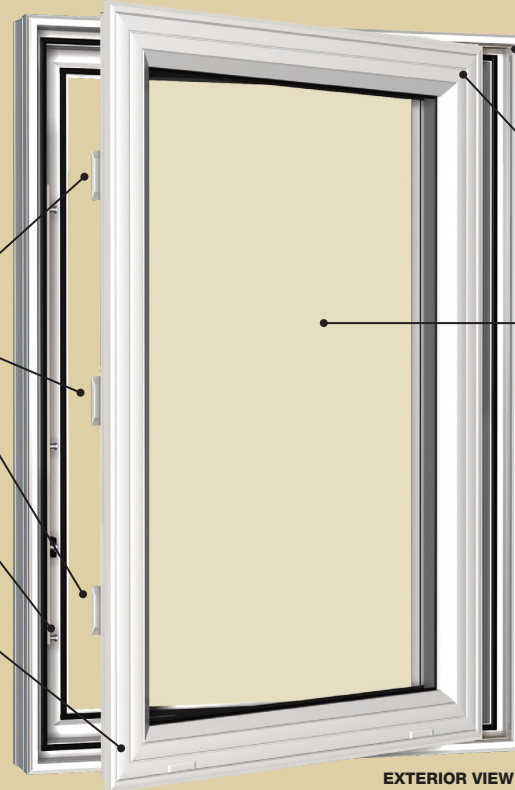


AIR SEALING TECHNOLOGY

CASEMENT



Designed to provide continual value for your home



EXTERIOR VIEW

MULTI POINT LOCKING SYSTEMS

- Secures the sash sequentially from bottom to top

MULTI POINT LOCK ACTUATOR

- Engages or disengages the multi-point locking system with one single lever design

MULTI CHAMBER DESIGN

- Translates into higher energy savings for your home



FULL FUSION WELDED FRAME & SASH CORNERS

- Provide stability for the sash & frame structure

DUAL GLAZED

- Insulating glass with Low-E, Argon gas and Super Spacer® for the best R-Value in its class

OPTIONAL STAINLESS STEEL EGRESS HINGES

- To meet today's stringent building codes.
- Smooth performance, even under heavy loads



AIR SEALING TECHNOLOGY



AWNING

Awning Windows open out and upward for maximum ventilation

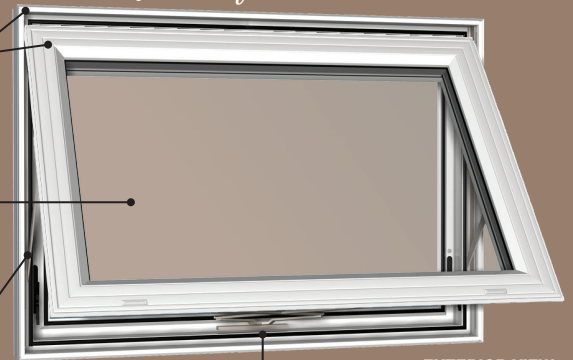
FULL FUSION WELDED FRAME & SASH CORNERS

- Provide stability for the sash & frame structure

DUAL GLAZED

- Insulating glass with Low-E, Argon gas and Super Spacer® for the best R-Value in its class

LEFT & RIGHT SASH LOCKS



EXTERIOR VIEW

SCISSORS AWNING OPERATOR

Inside handle folds down to minimize interference with draperies and blinds

THE ENERGY KING
Windows & Doors
www.energykingwindows.com

ENERGY KING WINDOWS DEALER