

# AWNING Platinum Pro8100 & Pro9100



*Awning Windows open out and upward for maximum ventilation*

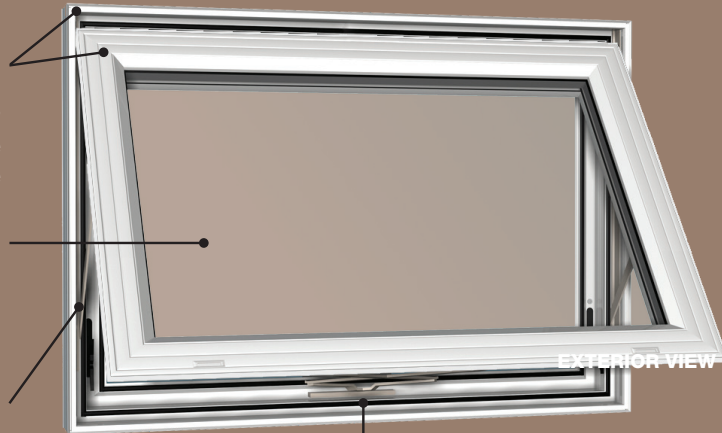
### FULL FUSION WELDED FRAME & SASH CORNERS

- Provide stability for the sash & frame structure

### DUAL GLAZED

- Insulating glass with Low-E, Argon gas and Super Spacer® for the best R-Value in its class

### LEFT & RIGHT SASH LOCKS



EXTERIOR VIEW

### SCISSORS AWNING OPERATOR

Inside handle folds down to minimize interference with draperies and blinds



### EXTERIOR PAINTED COLORS (interior color is white or wood grain)



## Window Options

### INTERIOR WOOD GRAIN COLORS

(wood grain color choices - natural oak or cherry)



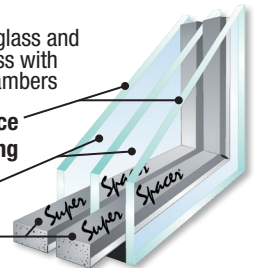
### TRIPLE PANE

Two panes of Low-E glass and one pane of clear glass with argon gas in both chambers

High Performance Low-E Coating

Argon Gas Fill


Super Spacer™



Grids are installed between the glass panes during manufacturing for easy cleaning

### GRID DETAILS for traditional grids

GRIDS PATTERNS



### INTERIOR VINYL EXTENSION JAMBS, CASING, AND CORNER ROSETTES



### 1 1/4" BRICK MOULD



### NAILING FIN



### INTEGRAL NAIL FIN WITH SNAP ON J CHANNEL

