




# FIXED LIGHT

## Pro110



### STRUCTURAL TEST DATA

**FOR EGRESS SIZES ON THE FOLLOWING WINDOWS:**

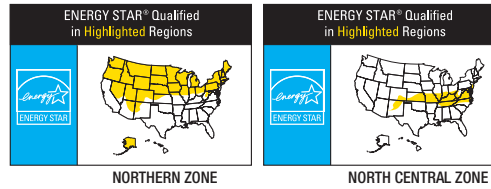
- These Sizes Also Meet Minimum 20" Clear Egress Width And 24" Clear Egress Height

MODEL	SIZE	GLASS TYPE	FORCED ENTRY RESISTANCE	AIR INFILTRATION SCFM/FT	PRODUCT DESIGNATION	DESIGN PRESSURE	MAXIMUM WATER PRESSURE ACHIEVED	MAXIMUM STRUCTURAL PRESSURE ACHIEVED
<b>Pro110</b>	45 X 45	3/4 DUAL SSB	GRADE 10	0.01	R-PG40	65.16 PSF	6.06 PSF	97.74 PSF

### THERMAL PROPERTIES

**FOR ALL OF THE FOLLOWING WINDOWS:**

- Dual Glass consists of one light RLE 70/36 & one light clear
- Triple Glass consists of two lights RLE 70/36 & one light clear
- All air spaces contain Argon Gas



#### Pro110 FIXED LIGHT

FIXED LIGHT Pro110	GLAZING OPTION	FOAM FILLED YES / NO	GRIDS YES / NO	U-VALUE	R-VALUE	SOLAR HEAT GAIN COEFFICIENT	CONDENSATION RESISTANCE	VISUAL TRANSMITTANCE	2017 ENERGY STAR LABEL	
									NORTHERN ZONE	NORTH CENTRAL ZONE
<sup>1</sup> Guardian Climaguard 70/36 Surface 2 <b>DUAL GLAZED STANDARD STRENGTH GLASS</b>									√ = Qualified	
	Low-E <sup>1</sup> Argon Dual SSB	N/A	No	0.27	3.70	0.33	63	0.60	√	√
	Low-E <sup>1</sup> Argon Dual SSB	N/A	Yes	0.27	3.70	0.30	63	0.54	√	√
	Clear Glass Air Filled <b>DUAL GLAZED STANDARD STRENGTH GLASS</b>									
	Clear Air Dual SSB	N/A	No	0.46	2.17	0.68	46	0.71	-	-
	Clear Air Dual SSB	N/A	Yes	0.46	2.17	0.52	46	0.63	-	-
	<sup>1</sup> Guardian Climaguard 70/36 Surface 2 <b>DUAL GLAZED DOUBLE STRENGTH GLASS</b>									
	Low-E <sup>1</sup> Argon Dual DSB	Yes	No	0.25	4.00	0.33	63	0.60	√	√
	Low-E <sup>1</sup> Argon Dual DSB	Yes	Yes	0.25	4.00	0.30	63	0.54	√	√



MODELS Pro110

### GLOSSARY OF TERMS

**U VALUE** – The rate of heat flow through a glazing system: the lower the value, the better the insulating quality.

**R VALUE** – The resistance to temperature change through a glazing system, the higher the value, the better the insulating quality.

**SOLAR HEAT GAIN** – The percentage of heat gained from both direct sunlight and absorbed heat. The smaller the number, the greater the ability to reduce solar heat gain.


**CONDENSATION RESISTANCE FACTOR** – A measure of the effectiveness of window or glazing system to reduce the potential for condensation. The higher the condensation resistance factor, the more efficient the window and glazing system.

**VISIBLE TRANSMITTANCE** – The percentage of light that is transmitted through glass in the visible light spectrum. The higher the number the higher the percentage of visible light transmitted through the window.



# FIXED LIGHT

## Pro110



### **Product Specifications**

### **Pro-Series Fixed Light**

**Main Frame** – Comprised of rigid Polyvinylchloride (PVC) multi-hollow extrusions with all exterior walls specified to 0.062” thickness and interior walls specified to 0.050” thickness. It has been designed as a non-operating single picture window with all corners welded. It has been designed for both new construction and replacement installations with an extruded integral nail fin added for new construction. The frame has a jamb depth of 3 1/4”

Accessory grooves are incorporated in the design to allow for interior and exterior trim options.

**Glazing** – Insulated glass panels are provided in two overall thicknesses. Dual glazed units are 3/4” overall and Triple glazed units are 7/8” overall. All units are assembled with Super Spacer™ warm edge technology. Low-E coated glass and argon gas filled air spaces are incorporated to raise energy efficiency. Each glass unit is dual sealed with the Super Spacer™ adhesive and a secondary hot melt butyl seal along the entire perimeter. Insulated glass units are laid in a back bedding of silicone then held in place with snap in glazing strips.

**Installation** – To be done by others. Frames must be installed straight, plumb and level following our installation guidelines.

THE  
**ENERGY KING**  
Windows & Doors